

OLIVER

DRAMA

BY THE END OF THIS UNIT YOU WILL:

To explore the story line of Oliver Twist in drama.

To be able to create main characters and perform a short extract from the musical script.

Students will learn a short dance motif to the song 'Consider Yourself' from Oliver in which they will develop this using a range of choreographic devices.

To perform songs and learn how to play specific pieces from the musical, improving our performance techniques in music, in both Singing and playing the Keyboard.

Oliver Twist

Orphan
Kind, Honest and Innocent
Motivated to help others.
Kind-hearted to friends.

Artful Dodger

Leader of the pickpockets
Skilled in his job
Cheeky
Clever

Role on the Wall

A role on the wall is a good way to understand how a character is feeling and how they might then show this to an audience.

For example **Oliver** is shy and scared on the inside and therefore might cower away and hold himself for safety



First meeting between the Artful Dodger and Oliver

We are introduced to the infamous character the Artful Dodger when Oliver runs away to London. "The boy who addressed this inquiry to the young wayfarer, was about his own age: but one of the queerest looking boys that Oliver had even seen. He was a snub-nosed, flat-browed, common-faced boy enough; and as dirty a juvenile as one would wish to see; but he had about him all the airs and manners of a man." (Dickens, C, 1837, chapter 8)

Improvisation

A performance that is created spontaneously or without preparation

Top Tips for Memorising Lines

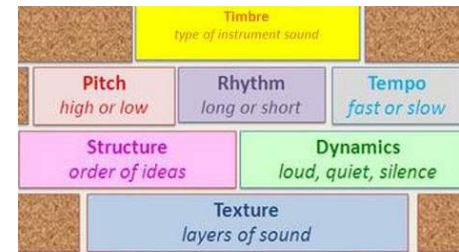
1. Write your lines out
2. Run lines with someone
3. Quiz yourself
4. Learn the cue lines
5. Draw out images that link to the words

KEYWORDS:

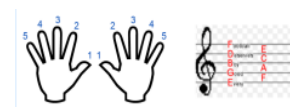
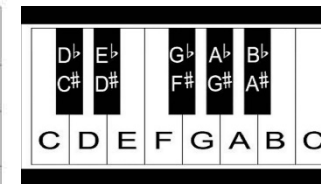
Role on the wall, audience, character, facial expressions, focus, freeze frame, gesture, improvisation, narration, performing, devising, listening, plot, rehearsing, blocking, responding, scenario, scene, split stage, tableau, use of space

MUSIC

Musical theatre is a form of theatrical performance that combines songs, spoken dialogue, acting and dance. The story and emotional content of a musical – humor, pathos, love, anger – are communicated through words, music, movement. Although musical theatre overlaps with other theatrical forms like opera and dance, it may be distinguished by the equal importance given to the music as compared with the dialogue, movement and other elements. Since the early 20th century, musical theatre stage works have generally been called, simply, **musicals**.



Note	Name	Length
	Quaver	1/2 beat
	Crotchet	1 beat
	Minim	2 beats
	Dotted-Minim	3 beats
	Semi-Breve	4 beats



KEYWORDS:

Tempo, dynamics, texture, timbre, rhythm, pulse, drums, piano chord, bass line, scale, composition, drone, ostinato, ensemble, duet, solo, harmony, melody, echo, pattern, major, minor, tonality, percussion, crotchet, quavers, syncopation, unison, conductor, compose, perform

DANCE

Consider yourself – Is one of the key songs in the musical hit Oliver. It is performed in a market in London and the movement is led by the character The Artful Dodger. It is sang by the Artful Dodger to Oliver and it builds into a spectacular extended song-and-dance routine involving the street crowd and market workers.



Formation

The shape or position dancers make in the space

Unison

Moving at the same time

Motif

A short phrase of movement that can be repeated

Canon

Performing movement one after the other at different times. Eg. Mexican wave

Contact

Dancers physically touching each other during movement.

KEYWORDS:

Canon, choreograph, duo, duet, dynamics, extension, focus, gesture, jump, leap, turn, twist, levels, motif, development, musicality, relationship, contact, retrograde, solo, space, structure, travel, trio, union, imitate, copy, unison, height, posture, expression