

Year 10 Trilogy Chemistry 1: Atomic Structure Knowledge Organiser

1. Key Vocabulary

1. Atom	The smallest possible piece of an element. Has a radius of 0.1nm (or $1 \times 10^{-10} \text{m}$)
2. Element	A substance in which all the atoms have the same atomic number
3. Isotope	Atoms with the same number of protons but different numbers of neutrons
4. Molecule	Two or more atoms bonded together
5. Compound	Two or more <u>different</u> atoms bonded together
6. Mixture	At least two different elements or compounds together. Can be separated easily
7. Nucleus	The centre of an atom. Contains protons and neutrons
8. Proton	A positively charged particle found in the nucleus
9. Neutron	A neutral particle found in the nucleus. Has no charge
10. Electron	A negatively charged particle found in energy levels (shells) around the nucleus

Key

relative atomic mass
atomic symbol
name
atomic (proton) number

1
H
hydrogen
1

3. Using the periodic table

Number of..	Is the...	Found by..
Protons	Atomic (proton) number	Smaller number on periodic table
Electrons	Atomic (proton) number	Smaller number on periodic table
Neutrons	Difference between the atomic mass and atomic number	Big number – small number

4. History of the atom

Discovery	By	Model	
Solid particle	John Dalton	Particle: solid spheres	1
The electron	JJ Thompson	Plum pudding: positive 'cake' with negative 'plums'	2
Nucleus	Rutherford	Nuclear: Positive nucleus surrounded by electrons	3
Neutron	James Chadwick	Nuclear: Now with protons and neutrons in nucleus	3
Energy levels (shells)	Niels Bohr	Planetary: Electrons now 'orbit' in different shells	4

5. Electron arrangement rules

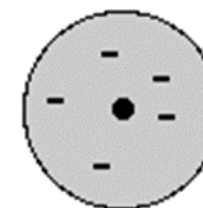
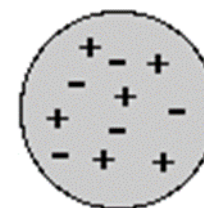

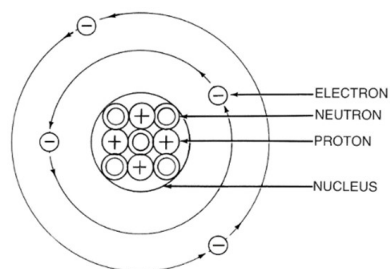
1.	Always fill from the inside to the outside
2.	The first shell can only hold 2 electrons
3.	The second and third can hold 8

6. History of the Periodic Table

Invented by	Dmitri Mendeleev , a Russian scientist.
Arranged	In order of atomic mass , and by their chemical properties
What was special about it?	Predicted the existence of other elements not discovered, and left gaps for them in his table
Why was it used?	New elements were discovered that matched these gaps

2. Properties of sub-atomic particles

Particle	Relative	Relative	Location
Proton	1	+1	Nucleus
Neutron	1	0	Nucleus
Electron	0	-1	Shells



Year 10 Trilogy Chemistry 1: Atomic Structure Knowledge Organiser

8. Layout of the periodic table

Groups

1	2		3	4	5	6	7	0									
								He									
Li	Be							Ne									
Na	Mg							Ar									
K	Ca	Sc	Ti	V	Cr	Mn	Fe	Co	Ni	Cu	Zn	Ga	Ge	As	Se	Br	Kr
Rb	Sr	Y	Zr	Nb	Mo	Tc	Ru	Rh	Pd	Ag	Cd	In	Sn	Sb	Te	I	Xe
Cs	Ba	La	Hf	Ta	W	Re	Os	Ir	Pt	Au	Hg	Tl	Pb	Bi	Po	At	Rn
Fr	Ra	Ac															

	Alkali metals		Halogens
	Transition metals		Noble gases

Group	1	2	3	4	5	6	7	8
Electrons in outer shell	1	2	3	4	5	6	7	8
Charge of ion	+1	+2	+3	N/A	-3	-2	-1	N/A
Number of covalent bonds	N/A	N/A	N/A	4	3	2	1	N/A

N/A = not applicable (does not do it)

9. Properties – Groups 1 and 7

Group 1 (I)	Melting point	Density	Reactivity	Group 7	Melting point	Density	Reactivity
Lithium (Li)	Decreases down the group	In-creases down the group	Increases down the group	Fluorine (F)	Increases down the group	Increases down the group	Decreases down the group
Sodium (Na)				Chlorine (Cl)			
Potassium (K)				Bromine (Br)			
Rubidium (Rb)				Iodine (I)			

7. Properties – metals and non-metals

	Metals	Non-metals
Density	High (they feel heavy for their size)	Low (they feel light for their size)
Strength	Strong	Weak
Malleable or brittle	Malleable (they bend without breaking)	Brittle (they break or shatter when hammered)
Conduction of heat	Good	Poor (they are insulators)
Conduction of electricity	Good	Poor (they are insulators) apart from graphite

Group number
Tells you're the number of outer electrons

Period number
Tells you how many shells

Period	No. of shells
1	1
2	2
3	3
4	4
5	5
6	6
7	7

11. Common separation techniques

- Chromatography** Used to separate a mixture of dyes in ink.
- Filtration** Used to separate insoluble solids from liquids (e.g. sand from water).
- Evaporation** Used to separate a soluble salt from solution. The solution is heated strongly in an evaporating basin until dry crystals are left.
- Crystallisation** Used to separate a soluble salt from solution. The solution is heated gently in an evaporating basin until crystals form; the remaining liquid is filtered out.
- Simple distillation** Is used to separate a liquid from a solution – e.g. water from ink. A condenser is used to cool hot gas until it forms a liquid.
- Fractional distillation** Used to separate a mixture of liquids with different boiling points.

Group 0 (VIII)	Melting point	Density	Reactivity
Helium (He)	Increases down the group	Increases down the group	INERT
Neon (Ne)			(DO NOT REACT)
Argon (Ar)			
Xenon (Xe)			