









Year 7 Aboriginal Art

The Visual Elements

Line 	Pattern 
Tone 	Texture 
Shape 	Space 
Colour 	Form 

Key Knowledge 1: Understanding Art in other cultures.

- Aborigines- the indigenous people of Australia. Research the meaning of tradition and culture of Aborigines.
- Pointillism-the use of dots to create a piece of art. Using pointillism, in a traditional way, using a pattern of dots, and earth colours.

Key words: Aboriginal, Culture, Tradition, Digeridoo, Cave Art, Pointillism, Symbolism.

Images:



Expert Modelling:



Traditional bark painting.



Art from Uluru.

Subject: Yr7 Art

**Topic:
Aboriginal Art.**

Key Knowledge 2: Symbolism.

- Symbolism-using a picture or symbol to represent something, EG: a wavy line to mean the word snake. Create a piece of your own using traditional symbols.

- Demonstrate the visual elements within your work, Eg: Line in your Cave Art drawings.
- Use the right media, EG: chalk for cave art drawings.

Key Knowledge 3: Painting Skills

Developing your painting skills to be the best they can be is key to this project. Master pointillism on a 2D surface before attempting to paint your design onto your paper. Use the correct size brush for the job.

Wider Thinking/Further Reading:

<https://www.aboriginal-art-Australia.com>