

What do I need to be able to do?

By the end of this unit you should be able to:

- Compare gradients
- Compare intercepts
- Understand and use $y = mx + c$
- Find the equation of a line from a graph
- Interpret gradient and intercepts of real life graphs

Keywords

Gradient: the steepness of a line

Intercept: where two lines cross. The y-intercept: where the line meets the y-axis.

Parallel: two lines that never meet with the same gradient

Co-ordinate: a set of values that show an exact position on a graph

Linear: linear graphs (straight line) – linear common difference by addition/ subtraction

Asymptote: a straight line that a graph will never meet.

Reciprocal: a pair of numbers that multiply together to give 1

Perpendicular: two lines that meet at a right angle.

Lines parallel to the axes

R

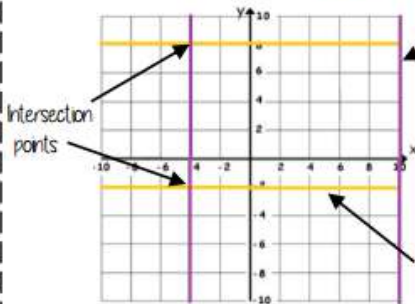
All the points on this line have a x coordinate of 10

'a' can be ONLY positive or negative value including 0

Lines parallel to the y axis take the form $x = a$ and are vertical

Lines parallel to the x axis take the form $y = a$ and are horizontal

All the points on this line have a y coordinate of -2 e.g. (3, -2) (7, -2) (-2, -2) all lay on this line because the y coordinate is -2



Plotting $y = mx + c$ graphs

R

$y = 3x - 1$ → 3 x the x coordinate then - 1

x	-3	0	3
y	-10	-1	8

Draw a table to display this information

This represents a coordinate pair (-3, -10)



You only need two points to form a straight line

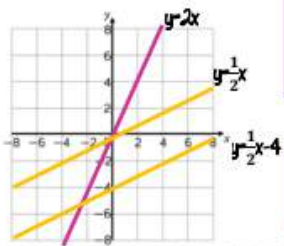
Plotting more points helps you decide if your calculations are correct (if they do make a straight line)

Remember to join the points to make a line

Compare Gradients

$y = mx + c$

The coefficient of x (the number in front of x) tells us the gradient of the line



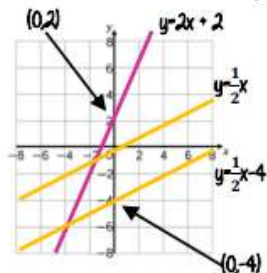
The greater the gradient – the steeper the line

Parallel lines have the same gradient

Positive gradients
Negative gradients

Compare Intercepts

$y = mx + c$ ← The value of c is the point at which the line crosses the y-axis. Y intercept



The coordinate of a y intercept will always be (0,c)

Lines with the same y-intercept cross in the same place

$y = mx + c$

The coefficient of x (the number in front of x) tells us the gradient of the line.

$y = mx + c$ ← The value of c is the point at which the line crosses the y-axis. Y intercept
y and x are coordinates

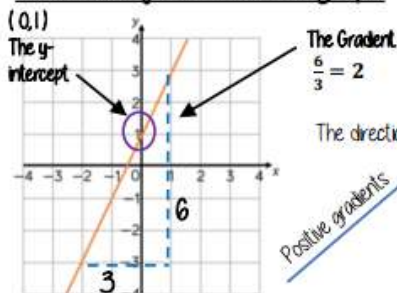
The equation of a line can be rearranged. Eg:

$y = c + mx$

$c = y - mx$

Identify which coefficient you are identifying or comparing

Find the equation from a graph



The Gradient $\frac{6}{3} = 2$

$y = 2x + 1$

The direction of the line indicates a positive gradient

Positive gradients
Negative gradients

Real life graphs

A plumber charges a £25 callout fee, and then £12.50 for every hour. Complete the table of values to show the cost of hiring the plumber.

Time (h)	0	1	2	3	8
Cost (£)	£25				£125

In real life graphs like this values will always be positive because they measure distances or objects which cannot be negative.

Direct Proportion graphs

To represent direct proportion the graph must start at the origin.

When you have 0 pens this has 0 cost. The gradient shows the price per pen

A box of pens costs £2.30 Complete the table of values to show the cost of buying boxes of pens.

Boxes	0	1	2	3	8
Cost (£)		£2.30			

The y-intercept shows the minimum charge. The gradient represents the price per mile